



Features and Benefits

- High Density foam seats for support and comfort
- Fibre filled backs for added comfort
- Fibre filled arm pads
- Elasticated back webbing
- Serpentine seat springs and 2 silent wires


Cover 1 - Outer Body Fabric
Cover 2 - Inner Body Fabric

Metro Collection

Available Pieces: Manual (X) or Electric (E) recliner actions


Dimensions: Height x Width x Depth
Please note: All dimension are approximate. Allow tolerance of +/- 2.5cm.

3 Seater recliner sofa: L3X/E, R3X/E
H: 102cm W: 198cm D: 90cm




Fully reclined depth: 163cm

2 Seater recliner sofa: L2X/E, R2X/E
H: 102cm W: 144cm D: 90cm



Fully reclined depth: 163cm

Recliner chair: X/E
H: 102cm W: 102cm D: 90cm



Fully reclined depth: 163cm



Supports up to 28 stone
(400lbs) per seat weight capacity.

Please note that colour shadings can vary slightly from each roll of fabric. We cannot guarantee a precise match to these samples or between cut lengths and upholstered goods.

Weight limits per seat: tested according with BS EN 12520:2010 & BS EN 1022:2005 for general domestic use which are based on persons weighing up to a maximum of 110kg.



10/08/2020